





SimplyCreativeColors

simplycreativecolors.etsy.com



Traditional or Digital
Color by Number Designs



Welcome to your next
creative adventure — and
thank you for choosing
SimplyCreativeColors, where
every design is crafted to
inspire your imagination.

Your Color by Number purchase is more than a template — it's a moment of creative freedom. Follow the numbers for a relaxing session, or treat them as a guide and make it your own. Use Procreate, Adobe Fresco, or your favorite app — or print it out and color by hand with pencils, markers or any traditional media you love.

There is no right or wrong way to color. Whether you're here to relax, explore your style, or try something new, each version meets you where you are — and the final result is entirely your own.

We're Here to Support Your Creative Experience

We genuinely care about making your experience great. If something isn't quite right — a download issue, artwork problem, or anything that seems off — please reach out anytime and we'll take care of it quickly.


Your feedback truly helps us continue improving and adding new artwork you'll love.

**Enjoy the creative process — and happy coloring
with endless imagination!**



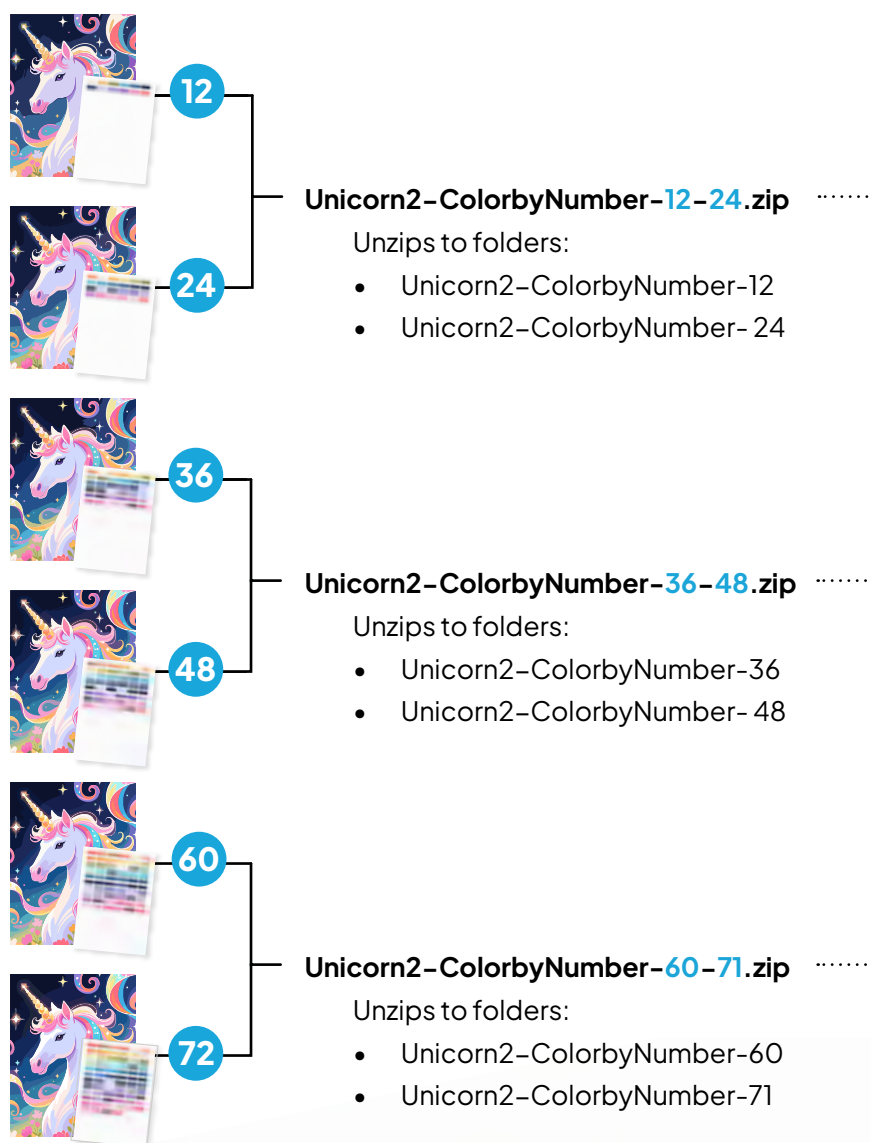
SimplyCreativeColors
[simplycreativecolors.etsy.com](https://www.simplycreativecolors.etsy.com)

Click to join our new
social media pages!



Inside the Download Files

Most Color by Number designs from **SimplyCreativeColors** include multiple skill levels, and each level has its own folder inside the download. The numbers on each ZIP file indicate which skill levels are included. In this example, the unicorn design offers six options — 12, 24, 36, 48, 60 and 71 colors — with each ZIP file containing two of those variations.



Subfolders

Color-Reference

Each color variation includes a Color-Reference folder with the palette for that variation:

- Color Grid (PDF & PNG)
- Color List (PDF & PNG)

Artwork Files

Each color variation also includes three format subfolders — just choose the file type that's compatible with your device or design software:

- PDF
- PNG
- SVG

Inside each format folder you'll find the artwork in four versions:

- Full-Color Example
- Gray Numbered
- Red Numbered
- Outline-Only (No Numbering)

About the Artwork

Each **SimplyCreativeColors** design includes multiple color variations, and every variation comes with all four artwork versions you see below. This ensures you always have options that support your preferred level of guidance, and creative freedom as you color.

All versions are provided in three file formats — PDF, PNG and SVG — so you can color the artwork using a wide range of apps, devices, and creative tools. Whether you're coloring on a screen or bringing the artwork to life on paper, you can work in the style you enjoy most




Full-Color

A completed example of the design, showing the full artwork with every color applied.



Gray-Numbered

Color-by-number line art with gray numbers — clear labeling while staying visually subtle.



Red-Numbered

Color-by-number line art with red numbers — an option with stronger contrast and visibility.



Outline-Only

Line art with no numbers — ideal for experimentation with alternative colors.



Every color variation includes PDF, PNG, and SVG formats, so you're always compatible with your creative workflow.

Frequently Asked Questions



Downloading and Uncompressing Files

What's included in the digital download?

Your purchase includes a complete set of Color by Number files, provided in PDF, PNG, and SVG formats so you can color digitally or print. Most **SimplyCreativeColors** downloads include these files for each color version or skill level:

- Full-color reference image
- Numbered version with gray numbers
- Numbered version with red numbers
- Outlined version with no numbers
- Color list (PDF + PNG)
- Color grid (PDF + PNG)

Always refer to the specific listing description for any variation in included files.

What should I do if I have trouble downloading the files?

First, make sure you're logged into your Etsy account from a tablet or computer—downloads aren't available through guest checkout or the Etsy mobile app. You can find your digital files under Account → Purchases & Reviews. If you still have issues accessing your download, send a message to SimplyCreativeColors or reach out to Etsy Support for additional help.

How do I open a ZIP file after downloading?

A ZIP file is a compressed folder or set of folders that bundles multiple files together so they download faster and stay neatly organized. To open a ZIP file:

- **Windows:** Double-click the ZIP file to extract it, or right-click and choose "Extract All" or similar option.
- **Mac:** Double-click the ZIP file and it will automatically unzip into a folder.
- **iPad (or iPhone):** Open the Files app, locate the ZIP, and tap it once to extract a new folder containing your files.
- **Android / Other Tablets or Smartphones:** Many devices can open ZIP files automatically—if yours can't, install a free ZIP extractor app.

If you're unsure how to do this on your specific device, searching "how to open a ZIP file" + your device model on YouTube can help.



Digital Coloring

How do I color digitally?

You can color digitally by importing the downloaded PNG, PDF or SVG files into a drawing app that supports layers—such as Procreate, Adobe Fresco, Krita, Sketchbook, or Affinity Designer. The coloring process itself may be different by app, and people prefer different methods.

If you're unsure how to color on your specific device, searching "coloring in" + your app on YouTube can help.

How do I load the color palette into Procreate?

Most **SimplyCreativeColors** products do not include Procreate .swatches files unless specifically indicated in the listing. Instead, the palette is provided as a Color Grid that you can use as a reference for easy color picking in Procreate.

- Open the **Files** app and navigate to the folder for the color version you want to use
- Go into the **Color-Reference** folder
- Open the **Color Grid PNG**
- Tap **Share** → **Save Image** (this adds it to your Photos)
- In Procreate, tap the **Wrench (Actions)** icon
- Select **Canvas**
- Turn on **Reference**
- Tap **Image**
- Import the **Color Grid image** you saved

Once added, you can pick colors directly from the reference window and toggle it anytime through **Actions** → **Canvas** → **Reference**.

You can also build a Procreate color palette manually or place the Color Grid on a top layer and toggle its visibility while you work — whichever method you prefer.



Follow **@SimplyCreativeColors** on TikTok for quick **Procreate** coloring tips, including importing palettes, color-drop techniques and fast-fill methods.



Print / Traditional Coloring

How do I color traditionally?

Print the design on your preferred paper and fill in the numbered areas using colored pencils, matching the palette as closely as you can with the colors you already have.

You can also use markers, gel pens, or paints — just test your materials first to make sure they don't smudge or bleed on your printer paper. If needed, a light spray fixative can help set the printed ink before coloring.

Do colors match a specific brand of medium when coloring traditionally?

The palettes included in SimplyCreativeColors designs are not tied to any specific brand of colored pencils, markers, or paint. Each palette provides numbered color swatches as a visual guide. When coloring traditionally, it's up to you — the colorist — to choose shades that most closely match the palette using the materials you have available.

This gives you complete flexibility to use any brand or medium you enjoy while still staying true to the artwork's intended look.

I'm having difficulty reading some of the numbers. What should I do?

Some designs — especially earlier releases — include very small details, which can result in smaller numbers in higher-color versions. If needed, open the file on your phone, tablet, or computer and zoom in to check any numbers that are hard to see on paper. A small magnifying glass can also be helpful if that's more convenient.

More realistic artwork will naturally include finer details at times, but you can always refer to the digital file as a clear reference before or during coloring.

We're actively refining our artwork to ensure new releases have clearer, larger-number areas while still maintaining beautiful detail. We're gradually updating older designs to improve readability across the entire collection.





Other Questions

What if I discover a problem?

If you notice anything that doesn't seem right — whether it's a missing file, a download issue, incorrect numbering, or something in the product listing that needs clarification — please reach out to **SimplyCreativeColors** right away. We truly appreciate when customers let us know about issues because it helps us continue improving our products and your overall experience.

We take all concerns seriously and will work quickly to diagnose and resolve the problem. If updated or corrected files are needed, we'll provide them to you as soon as they are ready and make sure you have exactly what you need to enjoy your purchase.

Your satisfaction is important to us, and we're always here to help with any questions along the way. Even if you're unsure whether something is an issue, please feel welcome to ask — we'd rather you check in than struggle alone.

Can I sell or share these files?

No. All files are provided for personal use only. You may not sell, share, redistribute, or upload the original files — or any modified versions — in either digital or printed form. If someone else is interested in the artwork, please direct them to the **SimplyCreativeColors** shop so they can purchase their own copy. You may display your finished, colored artwork at home or give it as a gift — but you may not sell the finished pieces commercially.

I have an unusual project in mind. What if I'm not sure whether it's allowed?

We love creativity! If you'd like to use the artwork in a way that isn't clearly covered in the usage terms — such as a group activity, custom craft project, or anything that might involve sharing files — just reach out to **SimplyCreativeColors** first. We're happy to clarify what's allowed and, when possible, help guide you toward the best way to complete your project while still protecting our artwork.

Can I share my finished artwork online?

Yes — we love creativity and want to support your creativity! You're welcome to share photos of your completed pages in Etsy ratings or on social media to show off your colorful results. When posting online, please avoid sharing or showing the original numbered files or uncolored artwork. On social media, tag [@SimplyCreativeColors](#) so we can celebrate your work with you!

What You'll Find in the SimplyCreativeColors Shop

SimplyCreativeColors helps you relax, recharge, and enjoy the calming rhythm of coloring. Whether you're new or experienced, these designs offer a flexible way to create — on paper or digitally — without pressure or rules.

Each product is printable and Procreate-compatible, most with six difficulty levels. Match the complexity to your mood or schedule. From simple and soothing to detailed and immersive, there's always a version that fits.

You'll find a wide range of themes updated regularly, including these fan-favorite categories:



Animals



Christian



Fantasy



Food & Drink



People



Scenery & Landscapes



Day of the Dead



Seasonal

Browse the full collection at [simplycreativecolors.etsy.com](https://www.simplycreativecolors.etsy.com) and discover a design that speaks to you.

Bundle Deals — More Art for Less

Love having options? Bundles give you multiple matching designs in one download at a better overall value than purchasing each item individually. They're the ideal way to expand your creative collection or enjoy a themed coloring experience across several pages.

Every bundle includes the same high-quality files found in individual products, so you always get the same flexibility and creative freedom.

Save money while enjoying more artwork you love — all in one convenient download!

SimplyCreativeColors bundle sets include a variety of topics and styles:



The easiest way to find bundles is to search for “**bundle**” using the search bar on our shop page.



SimplyCreativeColors

[simplycreativecolors.etsy.com](https://www.simplycreativecolors.etsy.com)



Your purchase helps us keep creating new artwork and continuously improving the coloring experience. We're so grateful to have you as part of the **SimplyCreativeColors** community!



Loved The Design?

A quick star rating or review on Etsy makes a real difference — it helps other colorists discover designs they'll enjoy and gives them confidence in what they're choosing as they relax and color.



Share Your Creativity

Finished coloring a page?
Snap a photo and tag **@SimplyCreativeColors** so we can celebrate your creativity, share your finished masterpiece with others, and inspire more artists just like you!



Stay Connected

Follow us for updates, new releases, inspiration and helpful tips on Facebook, Pinterest, Instagram, and TikTok — and be first to see exciting new designs, and creative ideas.